



*Wilson Staff*

**WILSON STAFF  
TRITON DVD  
FITTING MANUAL**  
ADJUSTABILITY FITTING GUIDE



2

## CHANGEABLE SOLES

2 Included Titanium and Carbon Fiber sole plates to dial in your launch

**HIGH LAUNCH** LOW SPIN  
TITANIUM (22 GRAMS)

**LOW LAUNCH** LOW SPIN  
CARBON FIBER (9 GRAMS)



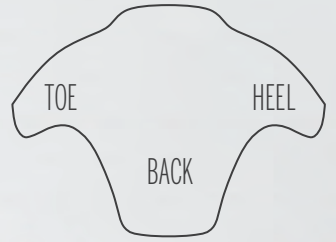
#TECHx5

# 4

## MOVABLE WEIGHTS

12 different combinations to perfect your ball flight

KEY  
RH DRIVER



BLACK  
2 GRAMS



RED  
6 GRAMS

DRAW ←

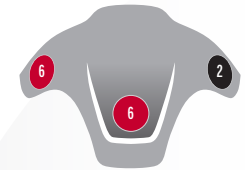
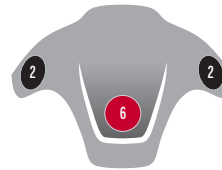
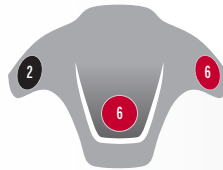
BALL FLIGHT

→ FADE

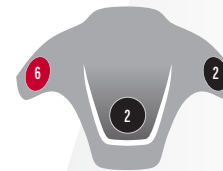
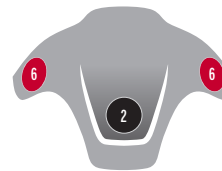
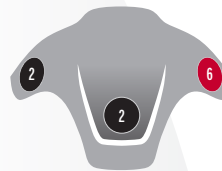
HIGH

TRAJECTORY

LOW



TITANIUM SOLE PLATE



CARBON FIBER SOLE PLATE



#TECHx5

Customer Service: 1-800-874-5930

# 6 ADJUSTABLE HOSEL

6 position Fast Fit™ settings for ultimate control

- 1** Place the end of the grip on the ground while holding the club head.
- 2** Set the wrench tip into the hosel screw. To loosen, turn the wrench counter clockwise. As you loosen the screw, apply slight pressure upwards on the head to disengage the hosel adaptor.
- 3 GREEN MEANS GO** – Loosen the screw until the green band becomes visible (about 4-5 complete wrench rotations). Rotate the shaft in the direction of the arrows until the dot for the designed setting aligns with the dot on the back of the hosel.
- 4** Tighten the screw by turning the wrench clockwise until the wrench clicks.

#TECHX5



# 1:1

## **VISIBLE** SWING ACTIVE TECHNOLOGY

1:1 Alignment and swing plane guide for consistent ball striking



#TECH5

# 10

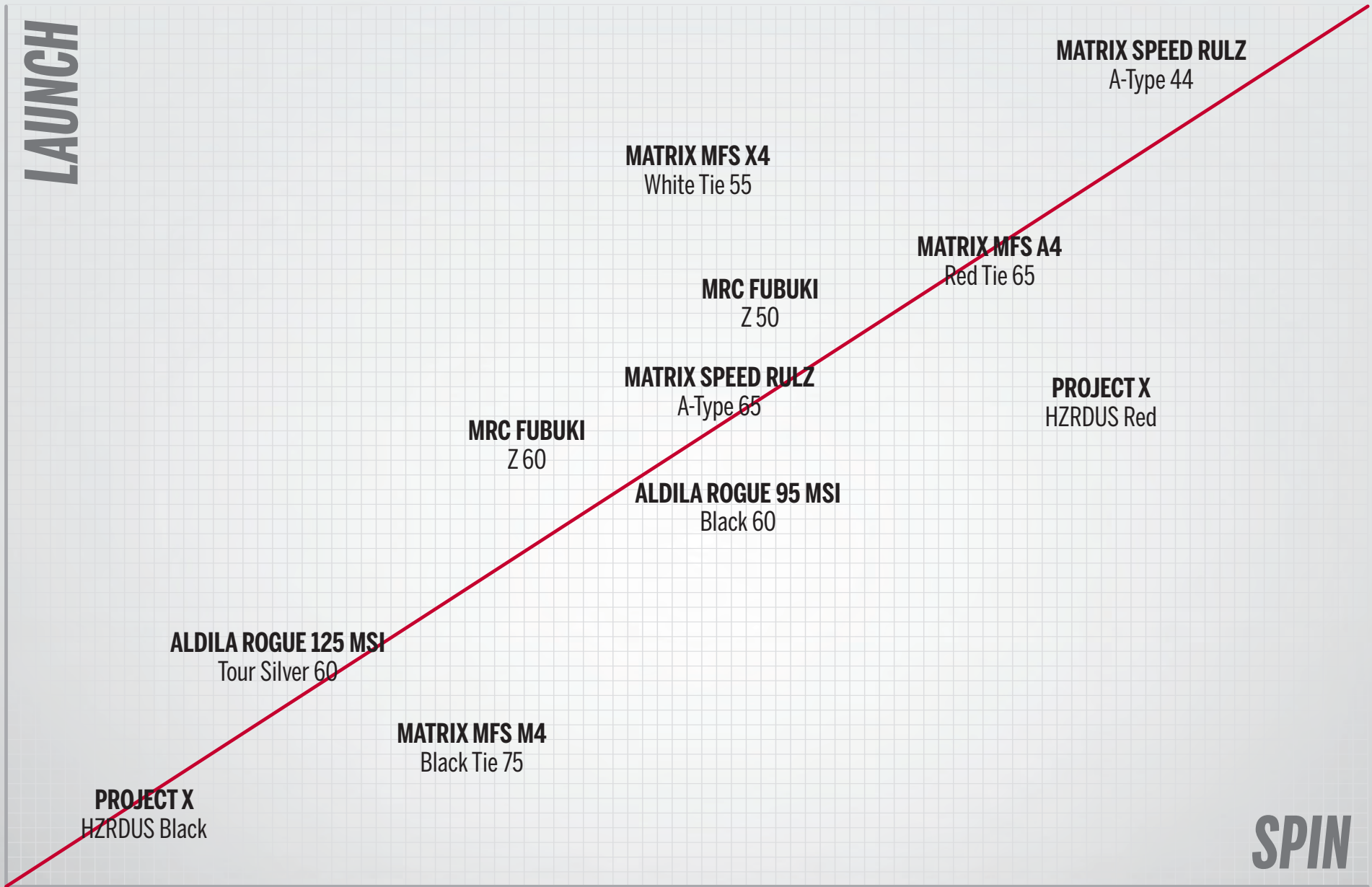
## NO UPCHARGE CUSTOM SHAFT OPTIONS

10 Tour-preferred choices to optimize performance



#TECHx5

**LAUNCH**



**SPIN**

**WARNING:** READ INSTRUCTIONS COMPLETELY BEFORE USE. Failure to follow these instructions and failure to properly tighten the head and weight may create a risk of serious injury. Clubs and club components should be inspected frequently, before and during play, to ensure all connections and parts are secure. All components must be properly tightened prior to use. Use only Wilson authorized club components and wrench.

Only the Wilson Staff® Multi Fit System wrench should be used with adjustable Triton™ products. Also, only Wilson Staff® approved shafts, hosel adaptors and weights should be used with adjustable Triton™ products. Use of components and/or wrenches from any other source could damage the club, void the warranty and/or cause injury.

Wilson Sporting Goods Co.  
8750 W. Bryn Mawr Ave.  
Chicago, IL 60631

Amer Sports Canada, Inc.  
85 Davy Road, PO Box 909  
Belleville, Ontario, K8N 5B6

Amer Sports Europe Services GmbH  
Parking 15-17, D-85748 Garching  
Germany



**Wilson**  
WILSON.COM